



Standard

Comply with ANSI/EIA RS-310-D, DIN41497 part 1, IEC297-2, DIN41494 part 7, GBIT3047.2-92 standard.

Feature

- 19 inch width standard;
- Removable Side Panels, side locks optional;
- Knock off hole for entering cable on both top cover, bottom panel,real panel
- Turning angle of front door is over 180 degrees
- Easy mounting installation
- Unassembled package saving shipping space
- fan,shelf,PDU are optional

Loading Capacity

800KG

Degree of Protection

IP20

Material

SPCC Cold Rolled Steel
Thickness:1.5mm-1.0mm-0.8mm

Surface Finish:

Powder coating


Cabinet details



Handle lock



Fan group optional



Zinc plated mounting profile



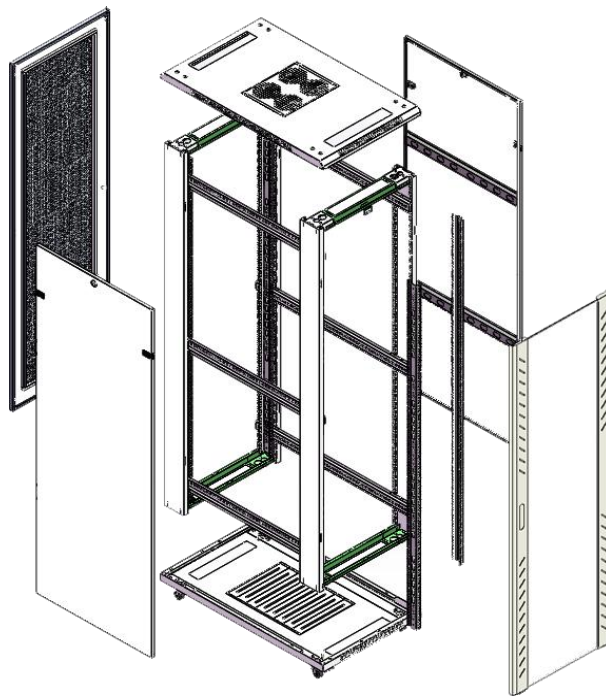
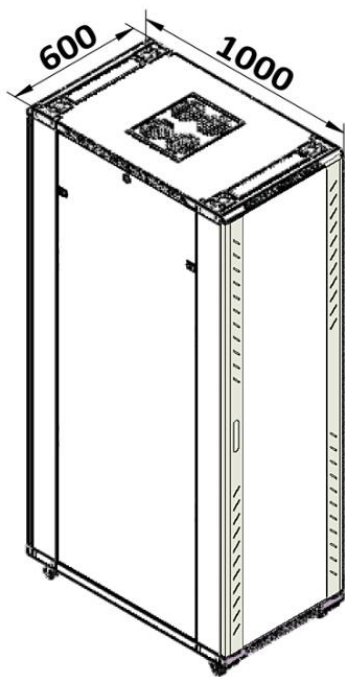
Removable side panels
(Side lock optional)



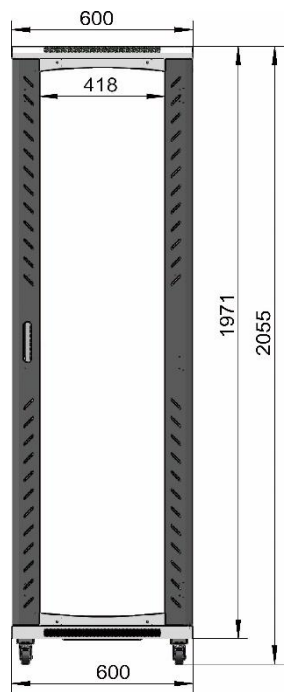
Cable entrance on rear panel



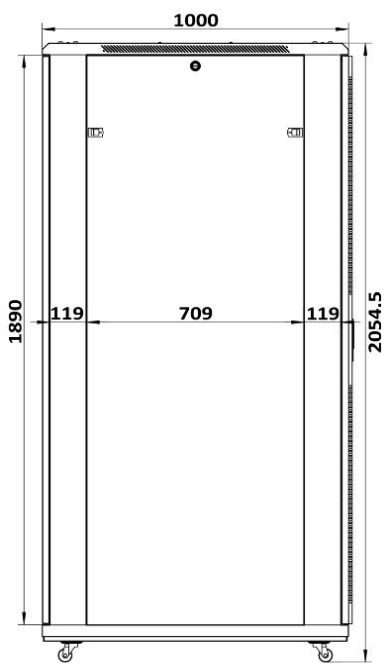
Ground wire optional



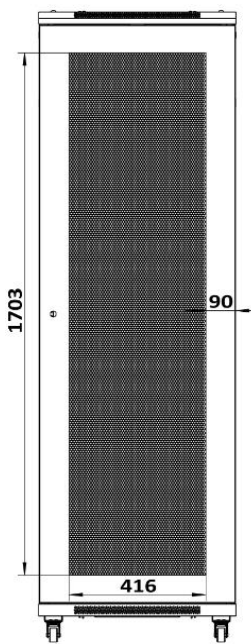
Main dimension(42U 600 x 1000mm)



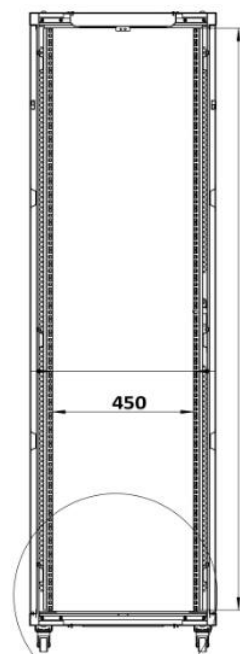
Front(Toughened glass)



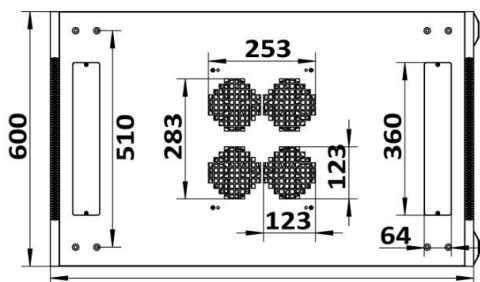
Side



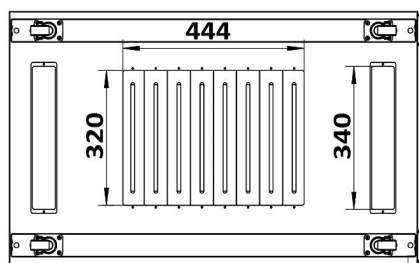
Back



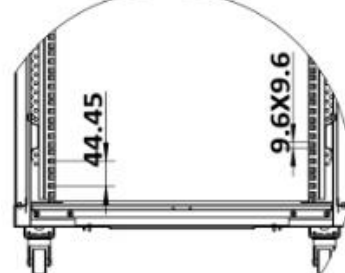
A-Section A



Top



Bottom



Specification

Model No.	Capacity (U)	Width (mm)	Depth (mm)	Height (mm)	Volume (CBM)	Standard accessories
F3.6618	18	600	600	987	0.131	2 fans + 1 shelf
F3.6818			800		0.152	4 fans + 1 shelf
F3.6018			1000		0.182	4 fans + 1 shelf
F3.8818		800	800		0.212	4 fans + 1 shelf
F3.8018			1000		0.240	4 fans + 1 shelf
F3.6622	22	600	600	1164	0.146	2 fans + 1 shelf
F3.6822			800		0.169	4 fans + 1 shelf
F3.6022			1000		0.202	4 fans + 1 shelf
F3.8822		800	800		0.238	4 fans + 1 shelf
F3.8022			1000		0.267	4 fans + 1 shelf
F3.6627	27	600	600	1387	0.166	2 fans + 1 shelf
F3.6827			800		0.189	4 fans + 1 shelf
F3.6027			1000		0.227	4 fans + 1 shelf
F3.8827		800	800		0.268	4 fans + 1 shelf
F3.8027			1000		0.299	4 fans + 1 shelf
F3.6632	32	600	600	1609	0.186	2 fans + 1 shelf
F3.6832			800		0.211	4 fans + 1 shelf
F3.6032			1000		0.252	4 fans + 1 shelf
F3.8832		800	800		0.301	4 fans + 1 shelf
F3.8032			1000		0.333	4 fans + 1 shelf
F3.6637	37	600	600	1832	0.229	2 fans + 3 shelf
F3.6837			800		0.265	4 fans + 3 shelf
F3.6037			1000		0.315	4 fans + 3 shelf
F3.8837		800	800		0.364	4 fans + 3 shelf
F3.8037			1000		0.405	4 fans + 3 shelf
F3.6642	42	600	600	2054	0.248	2 fans + 3 shelf
F3.6842			800		0.285	4 fans + 3 shelf
F3.6042			1000		0.339	4 fans + 3 shelf
F3.8842		800	800		0.394	4 fans + 3 shelf
F3.8042			1000		0.437	4 fans + 3 shelf
F3.6647	47	600	600	2276	0.291	2 fans + 3 shelf
F3.6847			800		0.339	4 fans + 3 shelf
F3.6047			1000		0.402	4 fans + 3 shelf
F3.8847		800	800		0.457	4 fans + 3 shelf
F3.8047			1000		0.509	4 fans + 3 shelf

Main Parts



S/N	Specification	Quantity	Unit	Material	Surface Finish	Remark
1	Frame	2	Piece	SPCC cold rolled steel	Powder coated	
2	Side panel	2	Piece	SPCC cold rolled steel	Powder coated	
3	Top cover	1	Piece	SPCC cold rolled steel	Powder coated	
4	Bottom panel	1	Piece	SPCC cold rolled steel	Powder coated	
5	Mounting profile	4	Piece	SPCC cold rolled steel	Zinc plated	
6	Mounting rail	4/6	Piece	SPCC cold rolled steel	Powder coated	
7	Front door	1	Piece	5MM toughened glass door/SPCC	Powder coated	
8	Back door	1	Piece	Single open mesh vented door	Powder coated	
9	Castors	4	Piece			
10	Leveling feet	4	Piece			
11	Lock	2	Piece			with 2 keys
12	M6 Square nut	30	Piece	Steel	Color Zinc	
13	M6 B-head screw	30	Piece	Steel	Color Zinc	
14	Allen wrench	1	Piece	Steel	Color Zinc	

Definition of door

Model No.	Front door	Rear door
F3	Toughened glass door with round vented border(Handle Lock)	Mesh vented door(small round lock)
F3	Toughened glass door (small round lock)	Solid metal door(small round lock)
F3	Mesh vented door	Mesh vented door(small round lock)

Remark:if choose split rear door will use handle lock

Color

RAL9004	RAL7035
black	grey
	

Definition of Ornament strip color for toughened glF3s door

Blue	Red
